

### ◆ Features:

- beam angle 10x40°
- for free connection
- IP 33 protection,
- built-in constant current circuit
- built-in heat skin plate
- 5 years warranty

### ◆ Applications:

- light boxes
- double-side light box from 60 to 80mm
- single-side light box from 80 to 100mm

### ◆ Photo:

CE





# RB-3535-xW-LENS10x40

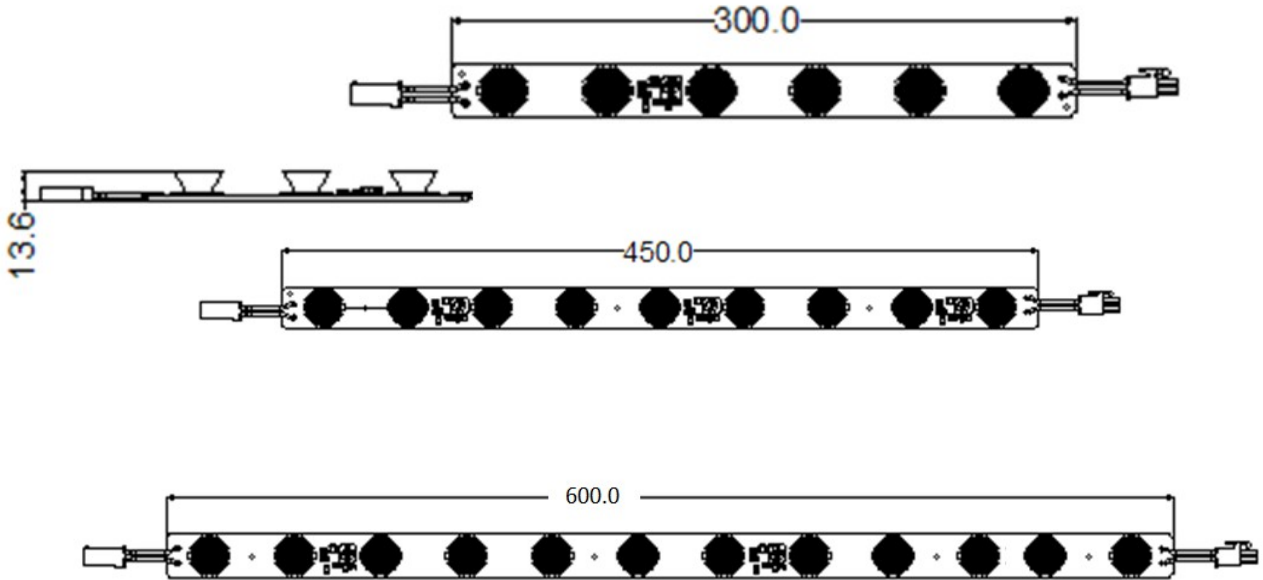
		RB-3535-6x-LENS10x40	RB-3535-9x-LENS10x40	RB-3535-12x-LENS10x40
Power	Rated voltage	24Vdc +/- 5%		
	Power consumption	12W	18W	25W
	Current consumption of single module	0,5A	0,75A	1,05A
	Max QTY/Series	16pcs	11pcs	8pcs
LEDs	Dimensions of LEDs	3535		
	Q-ty of diodes in module	6	9	12
	Color of Light	X = W-white (6000-7000K) X = NW (4000-4500K) X = WW (3000-3300K) X = CW (9000K)		
	Flux	W- 960 lm	W- 1440 lm	W- 1920 lm
	Luminous efficacy	80 lm/W		
	Beam angle	10x40°		
	Lifetime	50 000 hours		
	Properties	Protection	IP 33	
Working temperature		-25°C ... +55°C		
Dimensions	Width, lenght	25,5 x 300 mm	25,5 x 450 mm	25,5 x 600 mm
	Height	13,6mm		
Montage	Adhesive tape	Yes		
	Screwing	Yes		
	Hole size	M3		
	Connector	5557-02		
Others	Housing material	Aluminium		
	Distance between LEDs	50mm		



# RB-3535-xW-LENS10x40

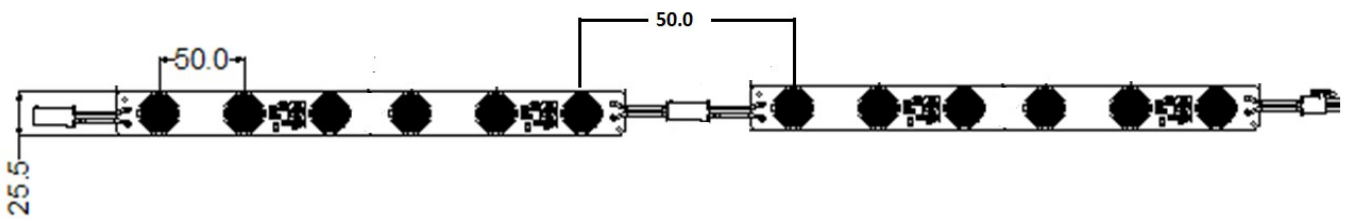
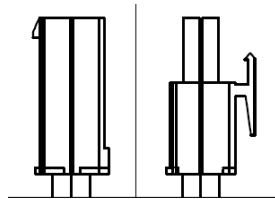
## DIMENSIONS

Dimensions: mm



## CONNECTOR

5557-02



## BEAM ANGLE

